


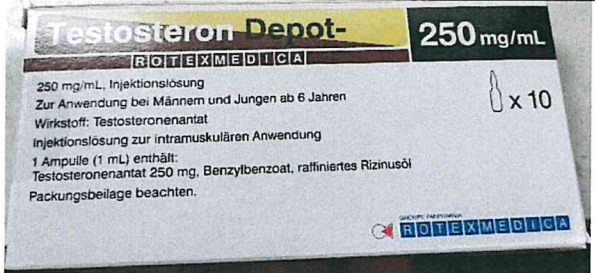





Counterfeit	Original packing material
 <p>The "bis:" in the note for usability does not end under the "ROTEXMEDICA" lettering. No space between "Verw." and "bis". Font is wrong. No embossing recognizable (may be due to the photo).</p> <p>Green ring on the ampoule should not be present. The certificate of analysis of the ampoules does not show a coding ring in any color.</p>	 <p>Embossed printing font (batch no. And expiry date) is wrong. Our font has leaner numbers also the number "4" is not closed.</p>
 <p>Material number of the label is correct, but the position is off. The number is too far away from the red line. Also, the font of the material number is different to ours. Perforation of the label is missing completely.</p>	 <p>Our "red arrow pointing in a circle" brand logo in the low left corner is not surrounded by a black line.</p>
 <p>There seems to be a white line between the red and the yellow areas in background of the "TESTOSTERON" lettering. Originally, there is no white line. The product name seems to be written in a red font. This could be due to the photo.</p>	 <p>White horizontal line after "TESTOSTERON DEPOT" is missing on the counterfeited labels.</p>
 <p>PZN -05862568</p>	 <p>PZN (German abbreviation for pharmacy central number) is correct.</p>

	<p>Manufacturer address and name is correct. Panpharma is former Rotexmedica.</p>
	 <p>No differences visible.</p>
	 <p>No differences visible.</p>
 <p>Font of letters and numbers is different to the original. While the GTIN exists, the serial number is unknown in TraceLink.</p>	 <p>The incision at the folding flap (red) is less deep.</p>